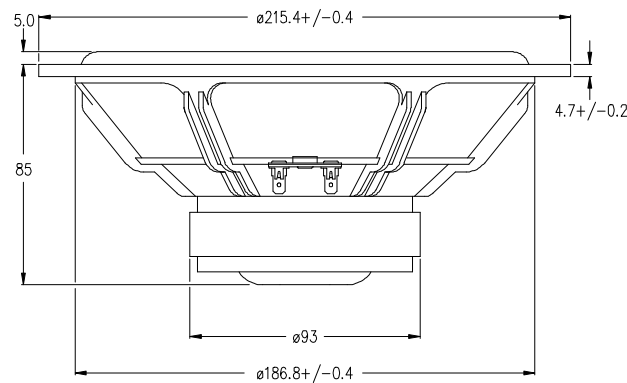
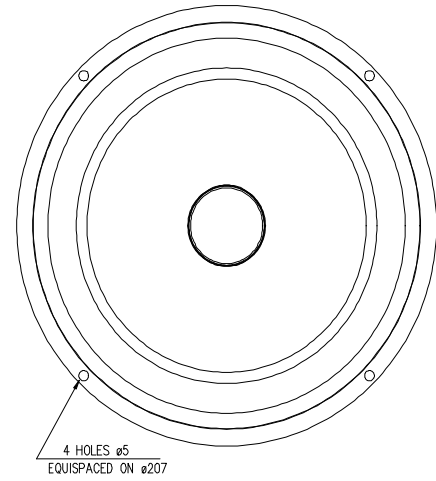




PRELIMINARY DATA

WOOFER  
W21E002  
E 012



The W21E002 is an 8" cone driver developed for use as a high fidelity Woofer or Woofer/Midrange unit. The extremely stiff, yet light cone gives tremendous bass precision and midrange detail.

SPECIAL FEATURES:

Precision cast and surface treated magnesium cone coupled to a natural rubber surround showing no sign of midrange (edge) resonances.

Perfectly matched moving parts for a smooth, extended frequency response.

Heavy copper rings mounted above and below the T-shaped pole piece, to reduce non linear and modulation distortion and increase overload margin.

Copper plating of the top and bottom plates and a solid copper phase plug, which enhance the performance of the copper rings and improve heat conduction away from the pole piece.

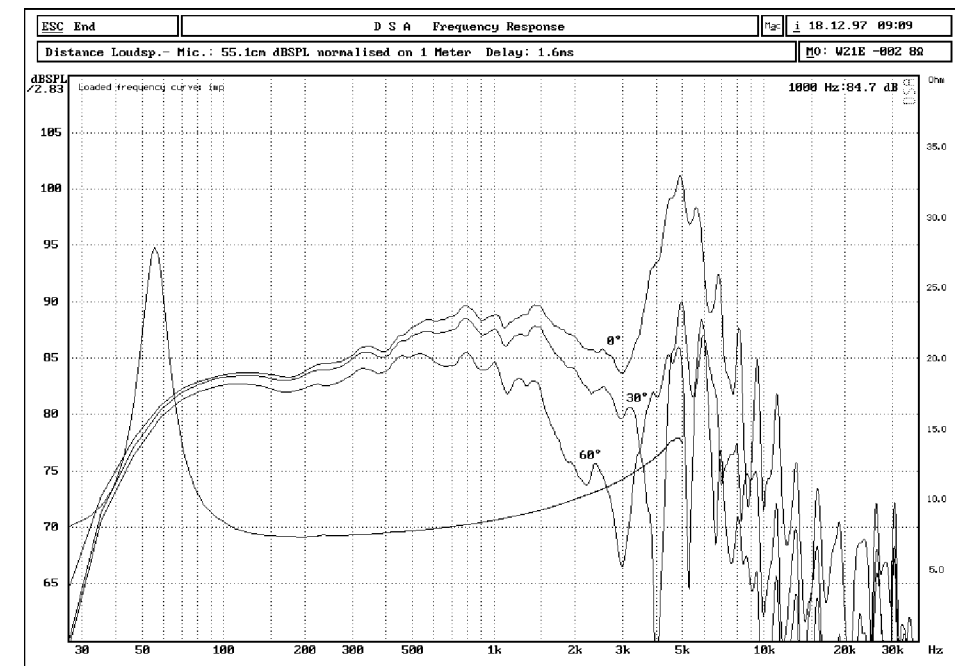
Gold plated terminals mounted on a stiff bakelite plate to reduce contact resistance and improve reliability.

Stiff and stable injection moulded metal basket to keep the critical components in perfect alignment.

NOMINAL IMPEDANCE	8 Ohms	VOICE COIL RESISTANCE	6,4 Ohms
RECOMMENDED FREQUENCY RANGE	30-2000 Hz	VOICE COIL INDUCTANCE (EQUIVALENT)	0,4 mH
SHORT TERM MAXIMUM POWER *	250 W	FORCE FACTOR	7,9 N/A
LONG TERM MAXIMUM POWER*	100 W	FREE AIR RESONANCE	29 Hz
CHARACTERISTIC SENSITIVITY (1W, 1m)	89 dB SPL	MOVING MASS	28,0 g
OPERATING POWER ( 96 dB SPL ,1 m )	5,0 W	AIR LOAD MASS IN IEC BAFFLE	2,0 g
VOICE COIL DIAMETER	39,0 mm	SUSPENSION COMPLIANCE	1,0 mm/N
VOICE COIL HEIGHT	14,0 mm	SUSPENSION MECHANICAL RESISTANCE	1,7 Ns/m
AIR GAP HEIGHT	6,0 mm	EFFECTIVE PISTON AREA	220 sq.cm
LINEAR COIL TRAVEL ( p-p )	8,0 mm	VAS	69 Litres
MAXIMUM COIL TRAVEL ( p-p )	21,0 mm	QMS	3,2
MAGNETIC GAP FLUX DENSITY	0,88 T	QES	0,55
MAGNET WEIGHT	0,42 Kg	QTS	0,47
TOTAL WEIGHT	1,80 Kg		

\* IEC 268-5

Response curve recorded in anechoic chamber (Free-field, 4 pi radiation) with 0.5m microphone distance. The loudspeaker is mounted in a closed box of 20 l net. volume



Distortion on axis in % between 25 and 2000 Hz at operating power.

